BILL OF MATERIAL

ITEM	QTY	MANUFACTURER	PART NUMBER	DESCRIPTION
1	1	SEL	0351S7XHD3E5421	PROTECTION SYSTEM
2	1	SEL	0487E3X611XXB0X4H674XXX	CURRENT DIFFERENTIAL AND VOLTAGE PROTECTION RELAY
3	1	ABB	FR4G171001001	TEST BLOCK, FT-19R, 30 POLES.
4	1	ABB	FR4G171171171	TEST BLOCK, FT-19R, 30 POLES.
5	10	BUSSMANN	NON-10	FUSE CARTRIDGE, 10A, 250V, NR
6	2	BUSSMANN	H25030-3SR	FUSE BLOCK, 3-POLE, 30A, 250V
7	2	BUSSMANN	H25030-2SR	FUSE BLOCK, 2-POLE, 30A, 250V
8	14	GE	EB25B12	TERMINAL BLOCK, 12 POLES, 30A, 600V
9	5	GE	EB27B04S	SHORTING TERMINAL BLOCKS, 4 POLES, 30A, 600V
10	2	SEL	C809Z020SSX0005	SINGLEMODE FIBER-OPTIC PATCHCORD (SHIPS LOOSE)
11	1	SEL	951031B1	CONTROL SWITCH MODULE
12	1	ABB	FR4G001171001	TEST BLOCK, FT-19R, 30 POLES.
13	1	ABB	129A501G01	TEST BLOCK, FT-1, 10 POLES.
14	1	ELECTROSWITCH	7810D	LOCKOUT RELAY, 10 DECK

no.	date	by	ckd	description
0	XX/XX/XX	XX	XXX	ISSUED FOR REVIEW

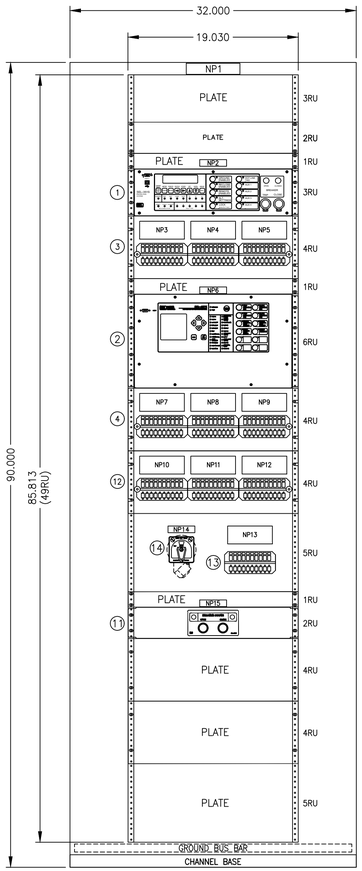

FRONT VIEW

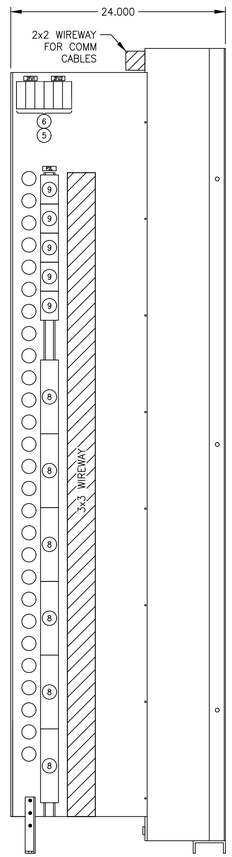

INTERIOR LEFT SIDE

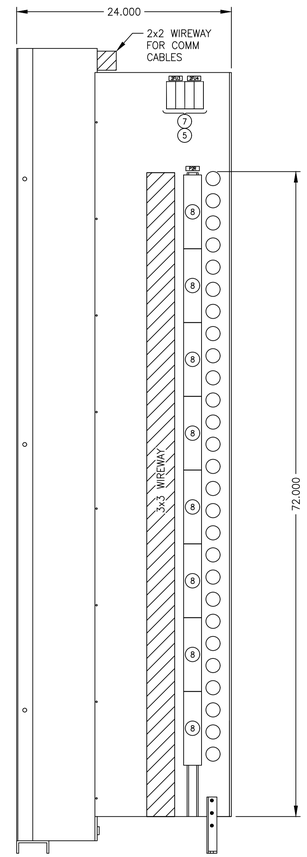

INTERIOR RIGHT SIDE

PANEL 4

115kV TO 12.47kV
TRANSFORMER T1

NAMEPLATE LEGEND

	NPLT NO.	LINE 1	LINE 2	LINE 3	SIZE
	1	PANEL #2	115/12.47kV TRANSFORMER T1		1.25 X 6
	2	TRANSFORMER T1	OVERCURRENT RELAY	SEL-351S	0.75 X 3
(SEE NOTE 3)	3	SEE DRAWING 022074-NP02 FOR DETAILS			2 X 5
	4	SEE DRAWING 022074-NP02 FOR DETAILS			2 X 5
	5	SEE DRAWING 022074-NP02 FOR DETAILS			2 X 5
	6	TRANSFORMER T1	DIFFERENTIAL RELAY	SEL-487E	0.75 X 3
(SEE NOTE 3)	7	SEE DRAWING 022074-NP02 FOR DETAILS			2 X 5
	8	SEE DRAWING 022074-NP02 FOR DETAILS			2 X 5
	9	SEE DRAWING 022074-NP02 FOR DETAILS			2 X 5
	10	SEE DRAWING 022074-NP02 FOR DETAILS			2 X 5
	11	SEE DRAWING 022074-NP02 FOR DETAILS			2 X 5
	12	SEE DRAWING 022074-NP02 FOR DETAILS			2 X 5
	13	SEE DRAWING 022074-NP02 FOR DETAILS			2 X 5
	14	86T1 TRANSFORMER T1 DIFFERENTIAL	LOCKOUT RELAY		0.75 X 3
(SEE NOTE 4)	15	CB 0023			0.75 X 3
(SEE NOTE 2)	P2L, P2R, 2FU1, 2FU2, 2FU3, 2FU4				0.5 X 1.5

NOTES:

1. NAMEPLATES ARE BLACK WITH WHITE LETTERS.
2. PROVIDE NAMEPLATES FOR FUSE BLOCKS, TERMINAL BLOCKS AND ANY OTHER INTERIOR DEVICE IDENTIFICATIONS.
3. LETTER HEIGHT FOR THIS NAMEPLATE IS 0.5".

BURNS McDONNELL
9400 WARD PARKWAY
KANSAS CITY, MO 64114
816-333-9400

date	detailed
XX/XX/XX	K. DUNNAGAN
designed	checked
L. PRUETT	X. XXXX

Midwest Energy,Inc.
1330 Canterbury Rd.
Hays, Kansas 67601
(785) 625-3437

EAST HAYS SUBSTATION
PANEL 4
115/12kV TRANSFORMER T1
PANEL LAYOUT

project	contract
XXXXX	

drawing **PANEL 4** rev. **0**

sheet 1 of 1 sheets

file PANEL 4.dwg

COPYRIGHT © 2013 BURNS & McDONNELL ENGINEERING COMPANY, INC.